

7

~~MISTAKES~~ TO AVOID

A Quick Guide For New Dog Owners



WRITTEN BY **RASCHELL HARLINGTON**

AND

ILLUSTRATED BY **IJE NJOKU**

Dedication

I would like to dedicate this book to all the wonderful clients who took the time to share their stories their trials and tribulations with their dogs. Without your support and help this book would not have come to be.



About the Author



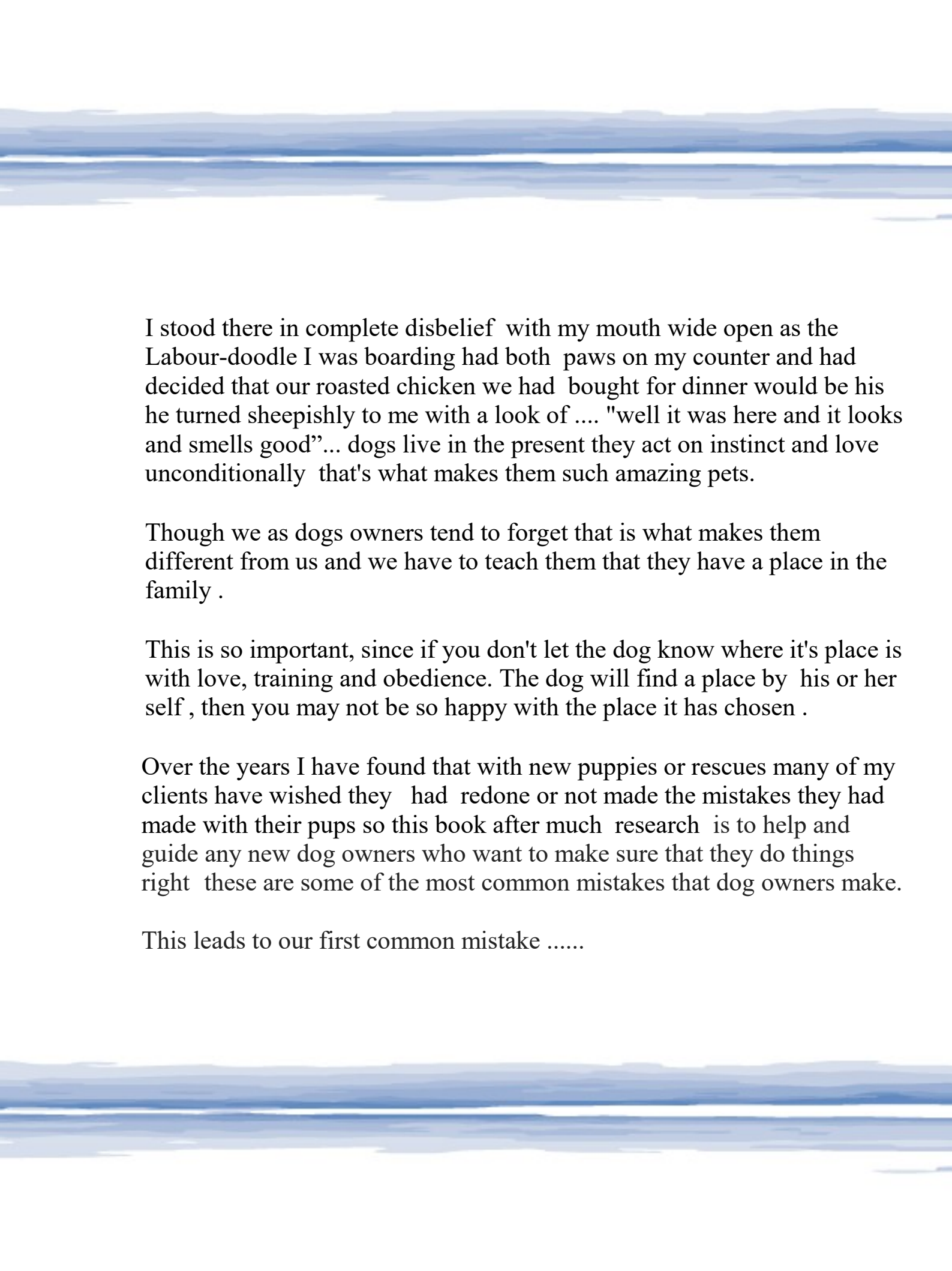
My name is Raschell Harlinton as the owner of WAGGS Pet Service – animals were part of my everyday life in our home in Browns Bay New Zealand. As young girl I also rode horseback competitively and spent a lot of time grooming and working with the horses. My mother always invited in every rescue animal that came to our home and instilled in me a love and respect for animals.

When we came to Canada in the late 80's the passion I had as a child has stayed with me, I have spent my adult life volunteering with my family with the local SPCA's in Alberta and was always surrounded by our loving pets. I've taught this same love of animals to my children – patiently teaching them to care for our dog, two cats



My background over the years includes – Volunteering at Toronto Animal Services, and working with animals in Obedience Training
-Beginners, Intermediate and Rally.

-Trained with Walks and Wags in Pet First Aid Certification .



I stood there in complete disbelief with my mouth wide open as the Labour-doodle I was boarding had both paws on my counter and had decided that our roasted chicken we had bought for dinner would be his he turned sheepishly to me with a look of "well it was here and it looks and smells good"... dogs live in the present they act on instinct and love unconditionally that's what makes them such amazing pets.

Though we as dogs owners tend to forget that is what makes them different from us and we have to teach them that they have a place in the family .

This is so important, since if you don't let the dog know where it's place is with love, training and obedience. The dog will find a place by his or her self , then you may not be so happy with the place it has chosen .

Over the years I have found that with new puppies or rescues many of my clients have wished they had redone or not made the mistakes they had made with their pups so this book after much research is to help and guide any new dog owners who want to make sure that they do things right these are some of the most common mistakes that dog owners make.

This leads to our first common mistake

Mistake #1

Prince or Princess Syndrome

When getting a new dog remember the dog is learning everything from you it's learning how easy it is to get things your weak points and your strong points you want to make sure that you set the rules from day one . Letting the puppy know who is the alpha dog is. Not reacting to every whimper or cry ...if you look at a Mother dog you will see that she does not rush to every puppy when they whimpering and crying give the puppy time to find solace on its own.



So as new owner you may feel having the puppy sit with you near or even at the dinner table yes at the dinner table and feeding the pup human food is ok. This is a recipe for a bad habit to form I've seen this before where the dog grows up and expects that they too can sit at the dinner table and expect you to provide them with human food.. Lastly set boundaries and even though smaller dogs are cute and we like to cuddle them and pick them up .They will see this as a pattern and expect that carrying them from home to car etc is now how they expect to be treated . Remember they are still dogs and are looking to find their place.

Mistake #2


Anxiety with a New Baby

This mistake is not as common as some however it is a mistake that should be avoided. When introducing a dog to a new child it is always important that you introduce the dog to the child properly remember the dog understands that this is a new member to the family be gentle kind encouraging let the dog smell and sniff the new baby , never stand over the dog holding the baby bring the baby down to their level. Encouragement towards the dog when the baby and you are alone getting the dog to sit near you while you're feeding the baby making him/her feel like their part of the family.



Telling the dog to go away leave the baby when it's on the floor or in the stroller begins to cause a dog to have Anxiety, when the child is around so it's very important that introduction to the new baby is done right the first time .Then as the child grows up it will bond with the dog . Otherwise the dog will have a strained relationship with that child and it is a much harder to fix once the dog is ingrained with this feeling of anxiety around and towards the child.

Mistake #3 Pet Insurance



This mistake is one that I see time and time again where owners wished they had taken out pet insurance after the fact once a dog becomes ill or they are diagnosed with a disease or a disability getting insurance is almost impossible and if not and you do get insurance the cost is extremely high.

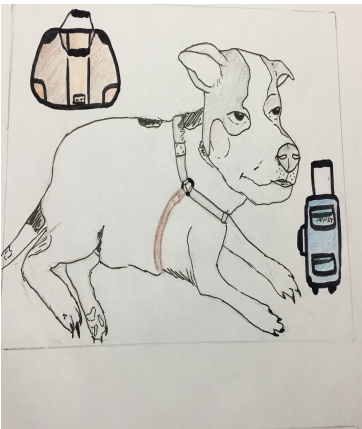
I suggest that whenever you get a new puppy or even a rescue once they get a clean bill of health get insurance even the minimal \$27-\$40 a month you can always upgrade however trying to add insurance after the fact is next to impossible vet bills are extremely expensive getting a dogs teeth fixed or even an operation these can range from \$600 up to \$7000 which is a good chunk of change there are many insurance companies out there do you do diligence and find the one that is best suited for you but get pet insurance.

Mistake #4

Training

Getting a rescue is a wonderful thing to do and at the back of this book there is an link for an amazing rescue foundation!

However remember rescues are just that and some of the pups have been through a lot . So patience love and training are required . Taking in a rescue and hoping he or she will adjust is not always what you get .



So I highly recommend that if you intend to adopt a rescue which is an amazing idea make sure that one your house is dog proof no toys things they can chew up and again this will be based on the age of the dog and I would suggest that the first week that you get the dog take a week off or at least a couple of days so you can spend time with the dog. The dog will have anxiety over the new move the new owners the new smells when you go to work in the morning it will feel stressed that you're leaving so perhaps taking a day or two or three off to spend a bit of time to get to know the dog.


The next step is to definitely take a training course and explain to the trainers what your dog situation is and see what they suggest that way it builds the bond between you and your dog . Actually a lot of rescue organizations have trainers that come with the dog, meaning that when you adopt a rescue the organization will provide you with a trainer to help you to ease the dog into his or her new family and help you understand commands triggers and generally their personality.

Too often new owners just hope that it everything will work out with lots of love but sometimes it takes a little bit more .

Mistake #5

Crate Training

This is a big misconception a lot of people feel that crating a dog is not right but putting them in a crate during the day is not humane thing to do however unless you live in a large acreage or have a massive fenced in backyard crating a young puppy in the city is the next best thing.



The reason for this is because if left unattended a puppy will pee and poo and chew everything in your house generally. Also a crate if done right becomes a warm comfortable homey feeling for the puppy so it is very important that when introducing the crate to a new puppy first of all make sure that the crate has a comfortable bed a dark blanket to put over the back and some great toys to put inside.

Another thing is I suggested crawling inside the crate with the puppy make it fun make it at a good place to go and never use the crate as punishment you want the crate as a positive place where he or she can go and relax lay down have its own time some people have bought very large crates which are way too big for the dog and what ends up happening is the dog poops or pees in the crate you want the crate to be just a little bit bigger than the dog can sit up and turn around . So they feel cosy but not so big that they feel they can use it as a toilet .

Leave the door open let the pup come and go and you may find the pup will go inside and lay inside . You want this to be there safe and comfortable place when you are not home .

Mistake #6

Biting and Growling

When a pup is young you may think this cute and funny however as the dog grows older the biting and growling are not so cute . Nipping this in the butt right away is important letting the pup know it is not ok. Training can be a solution and making sure that the pup knows it's place in the family .



Don't let this get out of hand when the dog has grown into a large dog or even more aggressive . From the start set the boundaries and if it continues seek professional help . I have seen so many pups dropped off at shelters because of this the dog runs the home and their owners cannot control it . Take the time when he or she is young to train and educate yourself on what is needed .

Mistake #7 Boarding



Boarding is very important, make sure you do your research go and see the facilities and if possible see what interaction of dogs large and small they offer. Make sure they are clean and supervised especially in the overnight. If it is an in-home go visit the home, talk to the owners get references if your not sure and trust that if it does not feel right then if probably isn't.

Please visit our Website
www.waggspetservice.ca



Testimonials



CASPER

Raschell is a great find!

I was always worried about who i could trust my Casper with. Meeting Raschell instantly quelled my fears. I can be at work and know that Casper gets out and enjoys his walks. Casper often knows when they are coming and sits at the top of the stairs waiting for either Raschell . I would refer them to anyone -Stephanie Simonyi



BARKLEY

We hired Raschell when my husband had to go back to working in the office after working from home for a year. Barkley does not play well with some/most other dogs, so we had to go with private walks. Occasionally I would be home when Raschell would arrive and I would know it because Barkley would jump up and run to the door the moment he heard her car on the street! There would be much wagging and excitement (and not even a look back at Mom when he left the house)!

- Barkley is still sad that we recently moved west side and he is missing his dedicated friend! Thanks for everything Raschell!! – Nadine Morton

Being a dog owner is an amazing and rewarding thing dogs are great companion and great to teach children empathy and kindness . Below is two amazing organizations one for rescue for pups or a great shop that educates and sells raw and freeze dried raw food .

I wish you the best with you new pup !



I had the pleasure of meeting Raschell 5 years ago through a mutual friend and dog groomer. We asked if she could volunteer her time and training to help us while we filmed pups in shelters for our new organization Dogstarz.

Raschell and her company Waggs Pet Service was more than willing to help.

A huge thank you to Raschell and Waggs Pet Service .

www.dogstarz.ca

Judy Croon- Founder

Barkside Bistro
all natural food for your favourite pet



1125 GERRARD ST. E.
TORONTO, ON
647.479.3888

I met Raschell several years ago when she first came into my store asking about the Raw diet for diet for dogs Raschell and her team at Waggs Pet Service are great people and are dedicated to to health and well being of their dogs . Over the years she has recommend a raw diet to many of her clients . For happy healthy dogs ! Because food is love !

[Www.barksidebistro.ca](http://www.barksidebistro.ca)

Karen Schiavone
Nutritionalist -Owner